



QUICK START GUIDE

USB-C 4K@60Hz HDMI 10G Hub with 85W Upstream Charging

www.wavlink.com/en_us/WL-UHP3419

Scan the QR code or load the link for
Quick Start Guide downloading

WL-UHP3419

WAVLINK (@WavlinkOfficial)
WAVLINK SUPPORT (@WavlinkTechSupport)

Safety Instructions

Always read the safety instructions carefully.
Keep this Quick Start Guide for future reference.
Keep this equipment away from humidity.
If any of the following situation arises, get the equipment checked by a service technician:

- The equipment has been exposed to moisture.
- The equipment has been dropped and damaged.
- The equipment has obvious sign of breakage.
- The equipment has not been working well or you cannot get it work according to quick start guide.

Copyright Statement

No part of this publication may be reproduced in any form by any means without the prior written permission.
Other trademarks or brand names mentioned herein are trademarks or registered trademarks of their respective companies.

Disclaimer

Information in this document is subject to change without notice.
The manufacturer does not make any representations or warranties (implied or otherwise) regarding the accuracy and completeness of this document and shall in no event be liable for any loss of profit or any commercial damage, including but not limited to special, incidental, consequential, or other damage.

WEEE Directive & Product Disposal

At the end of its serviceable life, this product should not be treated as household or general waste. It should be handed over to the applicable collection point for the recycling of electrical and electronic equipment, or returned to the supplier for disposal.

-1-

Introduction

This hub's transmission rate is up to 10Gbps, and is compatible with USB 3.1/3.0/2.0/1.1 devices. One HDMI port supports 4K@60Hz display. It also is suitable for the computer, tablet, mobile phone and supports the function of "plug-and-play" and "hot swappable", so it is convenient to expand your device. It can be an essential companion for the digital enthusiasts.

Features

- One HDMI port supports 4K@60Hz display.
- Provide your device with maximum 10Gbps data transmission speed.
- One USB-C port provides 85W upstream charging for the laptop.
- Two USB 3.1 ports(one USB-C+one USB-A) transfer speed up to 10Gbps, and are backward compatible with USB 3.0/2.0 devices.
- One USB-A 2.0 port transfers speed up to 480Mbps, and is backward compatible with USB 1.1/1.0 devices.
- Plug and Play, no external driver installation is needed.

System Requirements

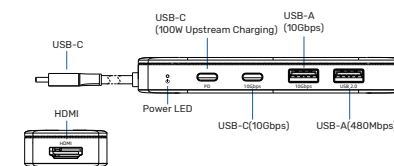
- Windows 7/8 /10/11
- Mac OS 10.8 or later
- Laptop/PC at least has one USB-C port

In the Box

- 1 x USB-C 4K@60Hz HDMI 10G Hub
- 1 x Quick Start Guide

-2-

Overview



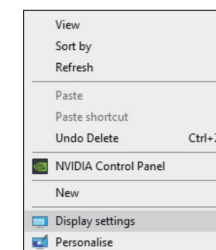
*The USB-C port near the cable is only for PD, no data transmission function.

Display Settings

Before configuring, please make sure the attached USB-C Cable has connected to your host Laptop.

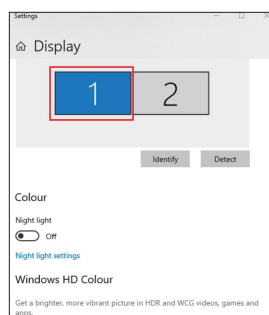
For Windows Users

1. Right-click at any spot on your desktop and select "Display settings"

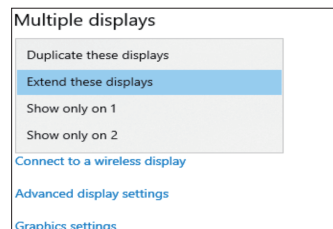


-3-

2. In "Display", please select either monitor 1 or monitor 2.



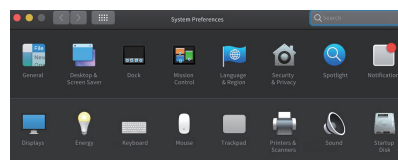
3. Scroll down to the "Multiple Displays", and select the mode in the drop-down list that is fit for your need.



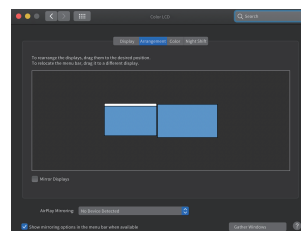
-4-

For Mac OS Users

1. Select "System Preferences" and choose "Displays".



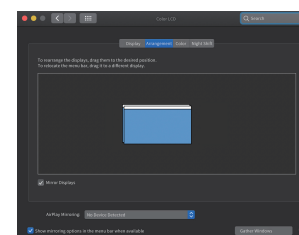
1. Click on "Arrangement" to change the position of displays currently connected.



Extend Mode

-5-

3. To use the mirror mode, you have to mark the "Mirror Displays" box below the central icon.



Mirror Mode

FAQ

Q: Why does this Docking power off and reconnect after the PD power supply is unplugged?

A: When this Docking switches the power supply from the original PD to the computer power supply, there will be a long delay on the computer that does not support fast switching, resulting in power outage and reconnection on this Docking due to insufficient power supply.

-6-



Thank you
for purchasing
WAVLINK product!

Official website: www.wavlink.com
Technical support: support@wavlink.com

名称: WL-UHP3415 说明书WAVLINK-E1

成品尺寸: 70x100mm 展开:

材质工艺: 105g铜板+4C正反面印刷+风琴折

修改时间: 2022.12.20

备注: 杨宇平