

QUICK START GUIDE

2.5 Gigabit PCIe 3.0
Network Adapter

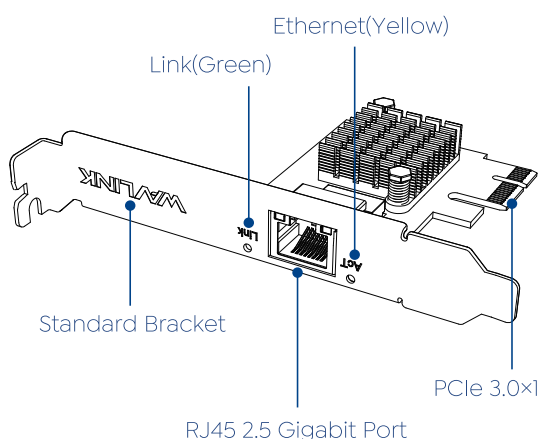
www.wavlink.com/en_us/WL-NWP002

Connect to the Link to View the Detailed User Guide



WAVLINK (@WavlinkOfficial)
WAVLINK SUPPORT (@WavlinkTechSupport)

>>> OVERVIEW

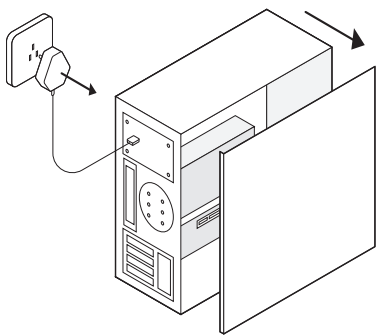


EN

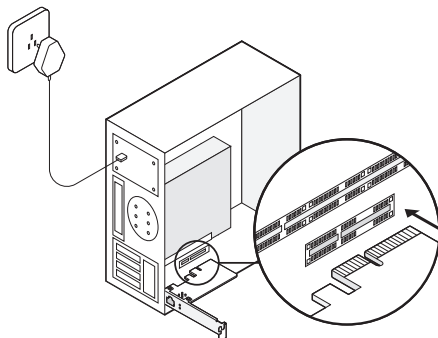
WL-NWP002 >>>>>

>>> HARDWARE CONNECTION

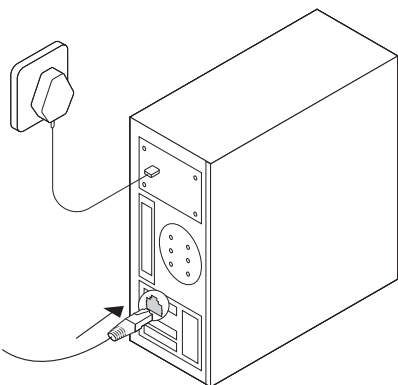
1. Please shut down your computer, disconnect the power supply, and remove the case cover.



2. Identify an available PCIe slot on your motherboard and securely insert the network card adapter.



3. After the adapter is in place, replace the case cover, reconnect the power supply, and power on your computer.



>>> LED INDICATION

LED	Color&Status	Network
LINK	Green, Solid	The connection is active at speeds of 2.5G/1G/100Mbps/10Mbps.
ACT	Yellow, Flashing	Data is being actively transferred over the network.

>>> DRIVER INSTALLATION

A 2.5G LAN Card Driver is required for the proper working of the product, please download the WAVLINK 2.5G LAN Card Driver from www.wavlink.com>Support>Driver>WL-NWP002 or www.wavlink.com/en_us/WL-NWP002, then follow the installation wizard.

For the detailed installation steps of Driver Installation and Network Connection, please scan the QR Code or visit the Link on the first page of the QUICK START GUIDE.

>>> TROUBLESHOOTING

Q1. What should I do if my computer cannot find the Adapter?

- Restart your computer and check if the adapter could be detected.
- Power off the PC, re-plug the network adapter then power on the pc again.
- If the problem still persists, contact our Technical Support.

Q2. Does this device support plug and play?

- No, the device does not support plug and play, you need to install the driver.

*For more details, please contact online customer service to request the driver.

Thank you for purchasing WAVLINK product!

Need help?

We're here for you!



Online support: wavlink.com
Available Mon-Fri 8:30 am-5:30pm (UTC+8)



support@wavlink.com
Available Mon-Fri 8:30 am-5:30pm (UTC+8)



+1 8889730883
Mon-Fri 9:00 am - 6:00 pm (UTC-5)

www.wavlink.com